

Restaurant Billing Software

Quick Billing, Customer Records, Day wise
Selling Report

3 Simple Steps

01

LOGIN EASILY

02

START BILLING
IN JUST 2
MINUTES

03

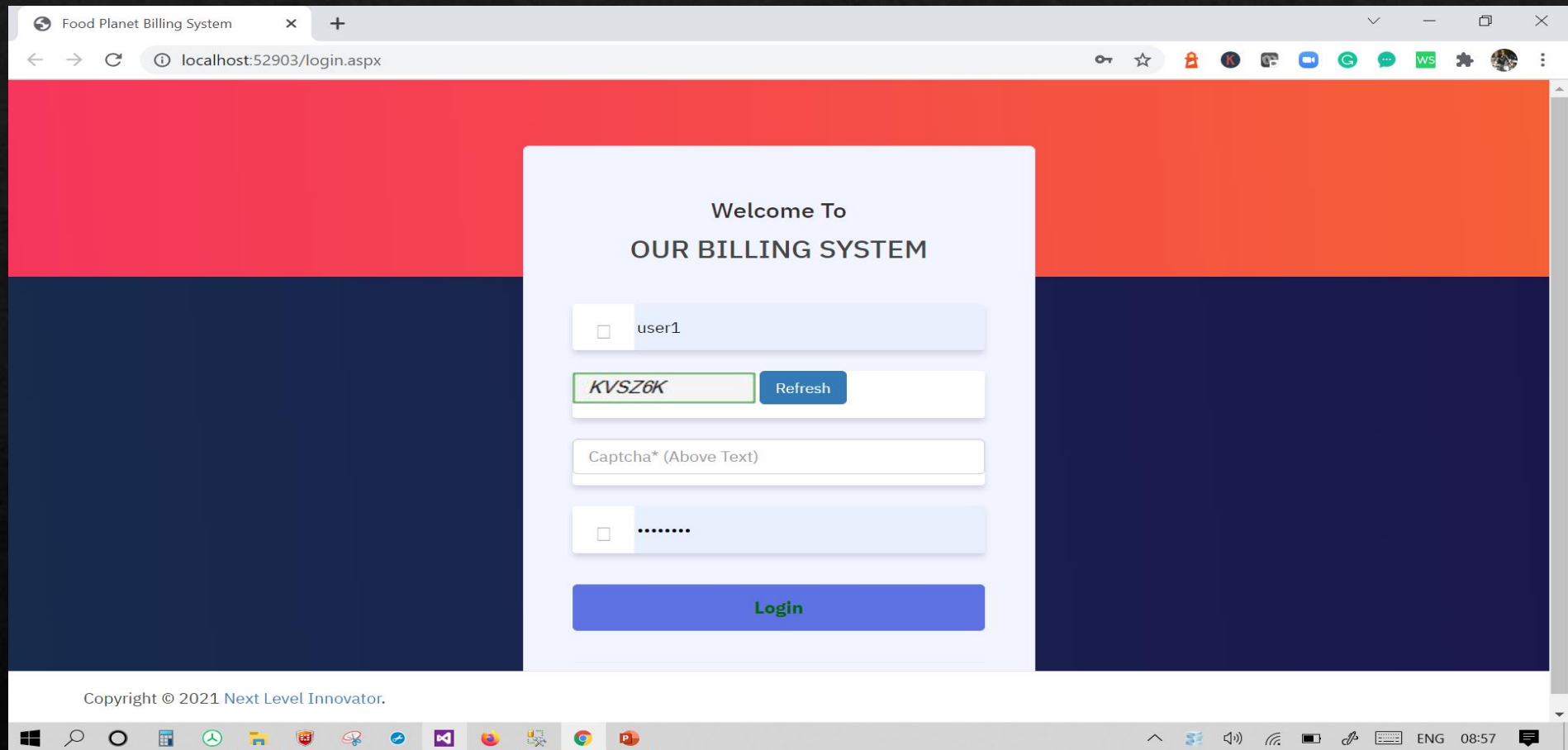
SEE VARIOUS
REPORTS

Why Restaurant Must Have This?

- ◇ All digitized
- ◇ No paper work
- ◇ Time saving
- ◇ Day wise, Month wise & Total sell report
- ◇ Customer contact database
- ◇ Manage from anywhere
- ◇ Very Low cost
- ◇ Attractive Look & Feel

Steps To Process Bill

◆ Login



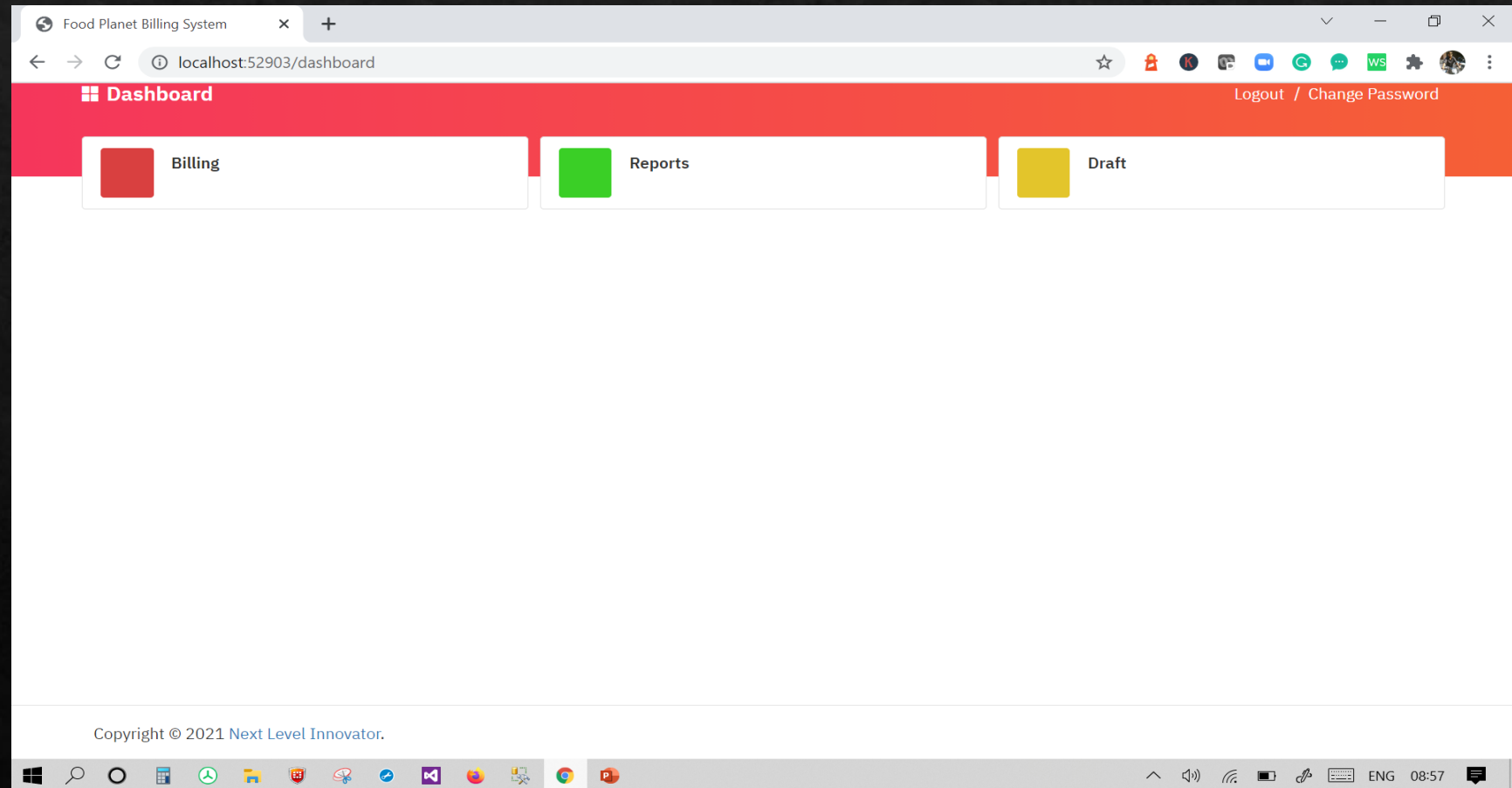
The screenshot shows a web browser window with the title "Food Planet Billing System". The address bar displays "localhost:52903/login.aspx". The page features a central white login form on a background with a red-to-orange gradient at the top and a dark blue gradient at the bottom. The form contains the following elements:

- A heading: "Welcome To OUR BILLING SYSTEM"
- A username input field with the text "user1" and a small square icon to its left.
- A CAPTCHA input field containing the text "KVSZ6K", a "Refresh" button, and a small square icon to its left.
- A CAPTCHA label: "Captcha* (Above Text)" below the CAPTCHA input field.
- A password input field with masked characters "....." and a small square icon to its left.
- A large blue "Login" button.

At the bottom of the page, a footer reads "Copyright © 2021 Next Level Innovator." The Windows taskbar is visible at the very bottom of the image.

Steps To Process Bill

◆ Dashboard



Steps To Process Bill

◇ Start Billing

The screenshot shows a web browser window with the title "Food Planet Billing System" and the URL "localhost:52903/billing-start". The interface is divided into several sections:

- Enter Billing Details:** A dark blue header bar.
- Customer Mobile:** A text input field containing "9711458284".
- Start Billing:** A large green button.
- Invoice No:** A text input field containing "FP1031".
- Main Course:** A category button with a red icon.
- Starter:** A category button with a green icon.
- Beverage:** A category button with a yellow icon.
- Roti/Rice:** A category button with a yellow icon.
- Main Category:** A dropdown menu with the text "--Select Main Category--".
- Item Name:** A dropdown menu with the text "Cucumber Salad".
- Price/Unit:** A text input field containing "40 Rs".
- Select Quantity:** A dropdown menu with the text "1".
- Add:** A green button.
- Billing Entry:** A dark blue header bar.
- Add Items:** A button in the top right corner of the Billing Entry section.
- Total:** A text input field containing "0".
- GST (5%):** A text input field containing "0".
- Sub Total:** A text input field containing "0".
- Checkout:** A green button.
- Give Discount?:** A red text link.

At the bottom of the page, there is a copyright notice: "Copyright © 2021 Next Level Innovator."

Steps To Process Bill

◇ Final Bill – Ready To Print

Draft

Paid & Print

Go back

New Billing

FOOD PLANET
A Family Restaurant
D-7, PC Colony, Opp Shiva Jee Park, Kankarbagh, Patna-800020

Ph: 8810679123

Date: 29-08-2021 | Invoice No.: FP1024

SNo	Item Name	Rate	Qty	Total
1	Chicken Reshmi Kabab	220	1	220
2	Chicken Spring Roll	170	1	170

Total Amount : 390
GST (5%) : 19.50

Sub Total : 409.50

5:10 / 6:00

Copyright © 2021 Next Level Innovator.

Purchase EntrySales EntryLogout

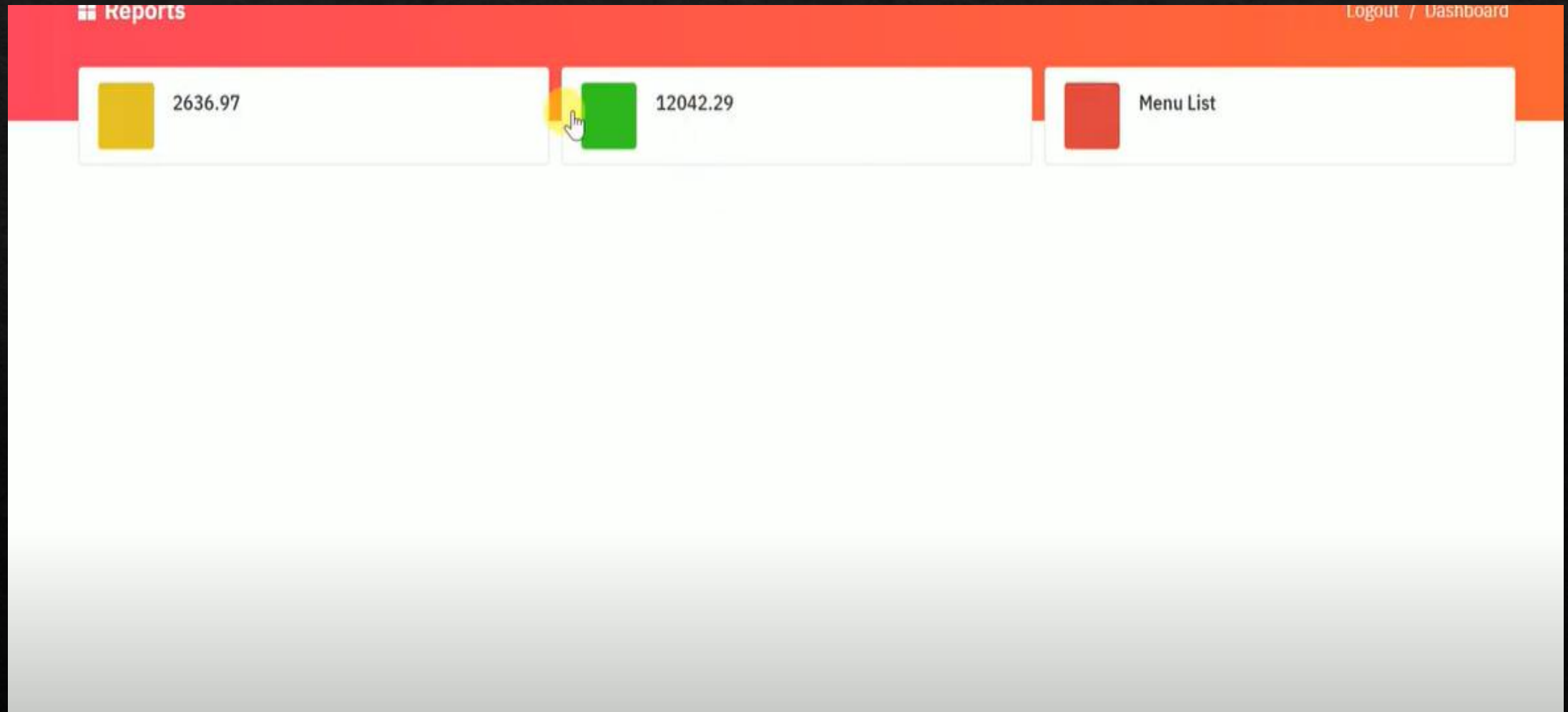
Steps To Process Bill

◇ Print Out Of Bill

FOOD PLANET				
A Family Restaurant				
B-1, PC Colony, Opp. Boring, New Park, Kankarbagh, Patna 800026				
Ph: 8810679123				
Date: 29-08-2024 Invoice No.: PP0204				
Sl No	Item Name	Rate	Qty	Total
1	Chicken Reshmi Kabab	220	1	220
2	Chicken Spring Roll	170	1	170
				Total Amount : 390
				GST (5%) : 19.50
				Sub Total : 409.50

Steps To Process Bill

◇ Day wise, Month wise & Total Sell Report



Steps To Process Bill

◆ Reports

Could not find stored procedure x Food Planet Billing System x +

localhost:52903/total-sell

Total Sell List Logout / Dashboard

Total Sell List

Show entries Search:

Invoice	Customer Mb	Total	GST	Discount	Final Payment	Billing Date
FP1001	9711458284	120	6.00	0.00	126.00	24-08-2021 21:52:21
FP1001	9711458284	120	6.00	0.00	126.00	24-08-2021 21:52:39
FP1001	9711458284	754	37.70	0.00	754.00	25-08-2021 22:42:53
FP1001	9711458284	754	37.70	0.00	791.70	25-08-2021 22:41:19

Copyright © 2021 Next Level Innovator.

Windows taskbar: ENG 08:59

Steps To Process Bill

◇ Menu List

The screenshot shows a web browser window with the URL `localhost:52903/menu-list`. The page has a red header bar with the text "Menu List" and navigation links "Logout / Dashboard / Edit Rate". Below the header, there is a dark blue bar with the text "Menu List".

The main content area contains a form with a "Show" dropdown set to "5" and a "Search:" input field. Below this is a table with three columns: "Category", "Items", and "Price".

Category	Items	Price
Basmati Khazana	Plain Rice	80
Basmati Khazana	Jeera Rice	95
Basmati Khazana	Veg Pulao	120
Basmati Khazana	Mutter Pulao	120
Basmati Khazana	Kashmiri Pulao	145

Below the table, it says "Showing 1 to 5 of 241 entries". At the bottom of the table area, there are pagination buttons: "Previous", "1", "2", "3", "4", "5", "...", "49", and "Next".

The footer of the page contains the text "Copyright © 2021 Next Level Innovator."

Please See Full Video For Demo Purpose

◇ <https://www.youtube.com/watch?v=yUBY0PhbgR4>

Draft

Paid & Print

Go back

New Billing

FOOD PLANET
A Family Restaurant
D-7, PC Colony, Opp Shiva Jee Park, Kankarbagh, Patna-800020

Ph: 8810679123

Date: 29-08-2021 | Invoice No.: FP1024

SNo	Item Name	Rate	Qty	Total
1	Chicken Reshmi Kabab	220	1	220
2	Chicken Spring Roll	170	1	170

Total Amount : 390
GST (5%) : 19.50

Sub Total : 409.50

▶

⏮

🔊

5:10 / 6:00

Copyright © 2021 Next Level Innovator.

⚙️

🖨

📺

🔍

Purchase Entry

Sales Entry

Logout

Only @3999 Rs

Please Call Us on 88106 79123

Thanks