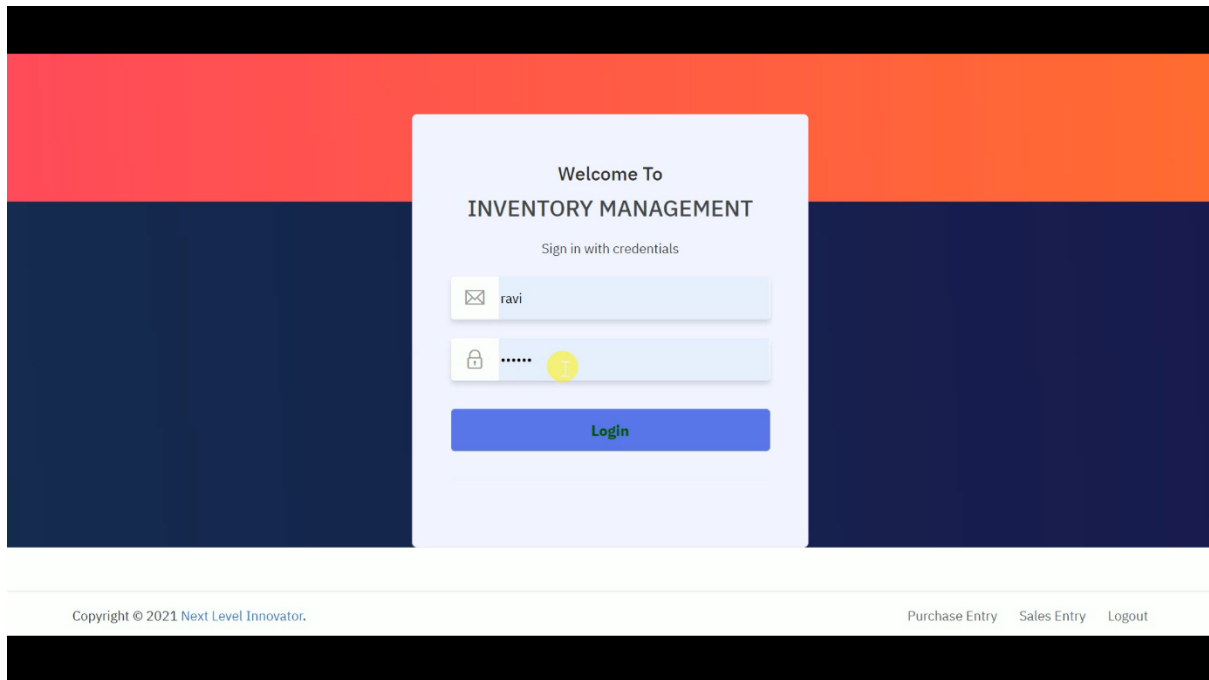


## INVENTORY MANAGEMENT DEMO

### Login Page for Inventory Management



The login page features a central white card on a background of red, orange, and dark blue. The card contains the text 'Welcome To INVENTORY MANAGEMENT' and 'Sign in with credentials'. Below this are two input fields: one for the username 'ravi' and another for a password represented by dots. A blue 'Login' button is positioned below the password field. At the bottom of the page, there is a copyright notice 'Copyright © 2021 Next Level Innovator.' and three links: 'Purchase Entry', 'Sales Entry', and 'Logout'.

Welcome To  
**INVENTORY MANAGEMENT**

Sign in with credentials

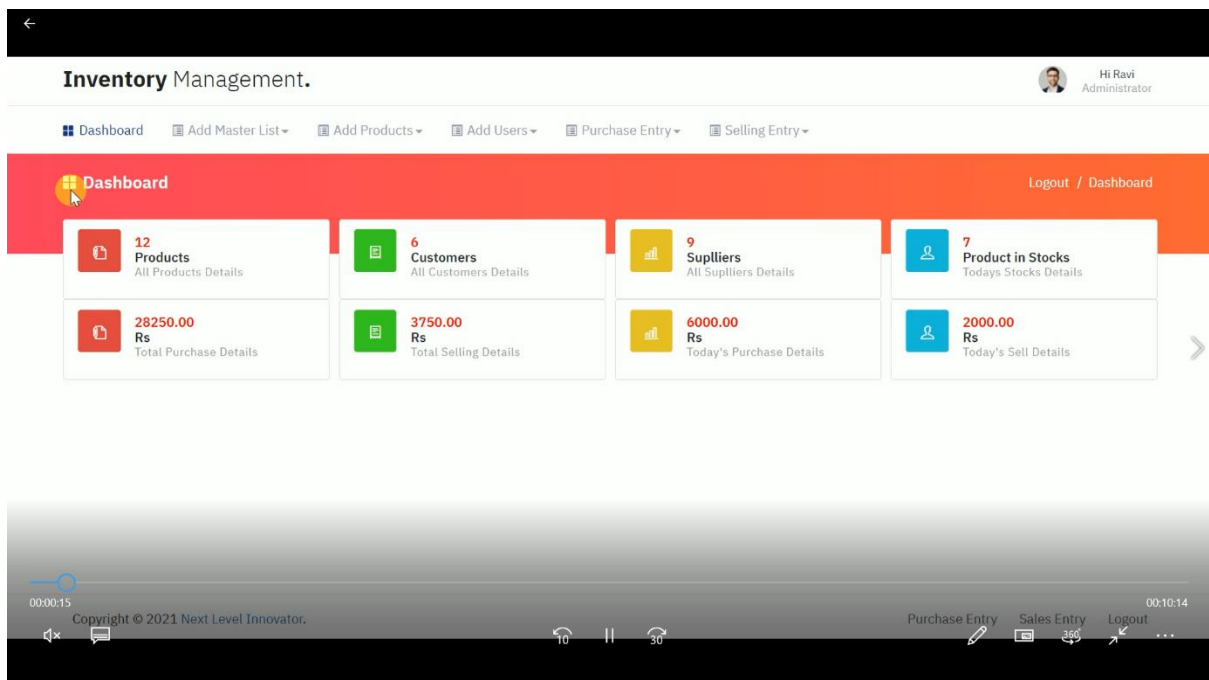
Login

Copyright © 2021 Next Level Innovator.

[Purchase Entry](#) [Sales Entry](#) [Logout](#)

### Dashboard

It displays no. of products, no. of customers, no. of suppliers, products in stock currently, total purchase amount, total sold amount, today's purchase amount, today's sold amount.



The dashboard is titled 'Inventory Management.' and shows the user 'Hi Ravi Administrator'. It includes a navigation bar with links to 'Dashboard', 'Add Master List', 'Add Products', 'Add Users', 'Purchase Entry', and 'Selling Entry'. The main content area displays eight summary cards in a 2x4 grid:

Icon	Count/Amount	Category	Details
📁	12	Products	All Products Details
📁	6	Customers	All Customers Details
📁	9	Suppliers	All Suppliers Details
📁	7	Product in Stocks	Today's Stocks Details
📁	28250.00 Rs	Total Purchase	Total Purchase Details
📁	3750.00 Rs	Total Selling	Total Selling Details
📁	6000.00 Rs	Today's Purchase	Today's Purchase Details
📁	2000.00 Rs	Today's Sell	Today's Sell Details

The bottom of the dashboard features a footer with a copyright notice 'Copyright © 2021 Next Level Innovator.', a volume icon, a play/pause button, and a 'Logout' button. The time '00:10:14' is displayed in the bottom right corner.

Inventory Management.

Hi Ravi Administrator

[Dashboard](#) [Add Master List](#) [Add Products](#) [Add Users](#) [Purchase Entry](#) [Selling Entry](#)

Dashboard Logout / Dashboard

12 Products All Products Details

6 Customers All Customers Details

9 Suppliers All Suppliers Details

7 Product in Stocks Today's Stocks Details

28250.00 Rs Total Purchase Details

3750.00 Rs Total Selling Details

6000.00 Rs Today's Purchase Details

2000.00 Rs Today's Sell Details

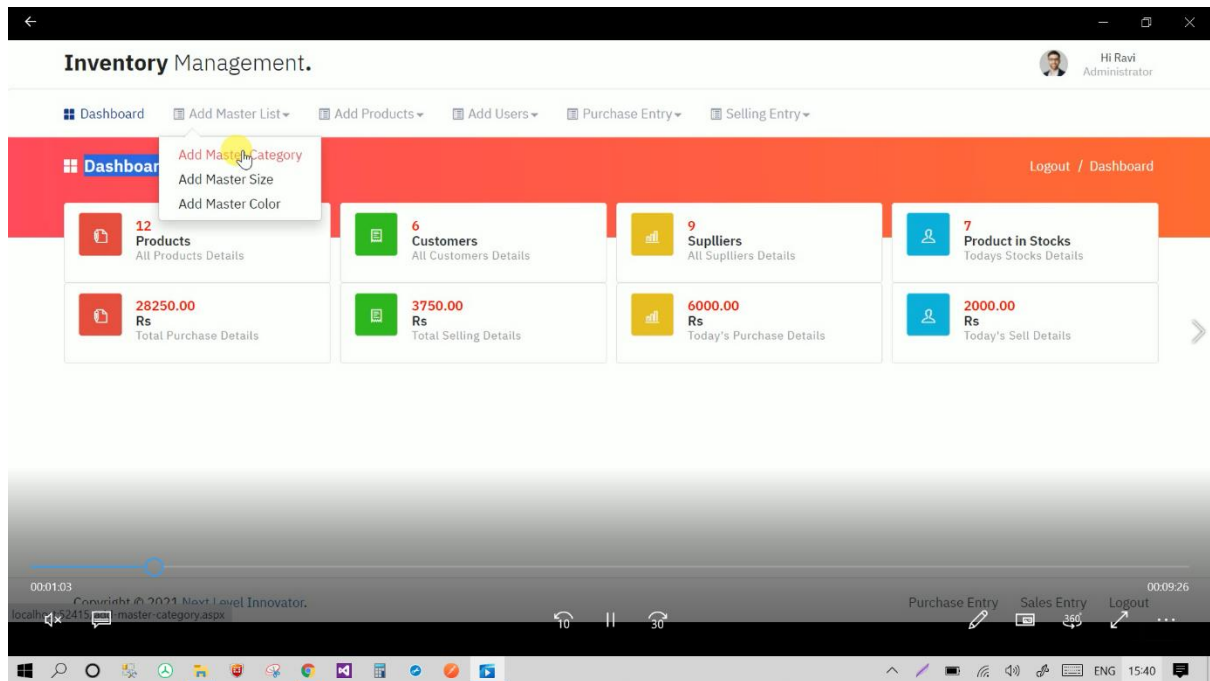
Copyright © 2021 Next Level Innovator.

Logout

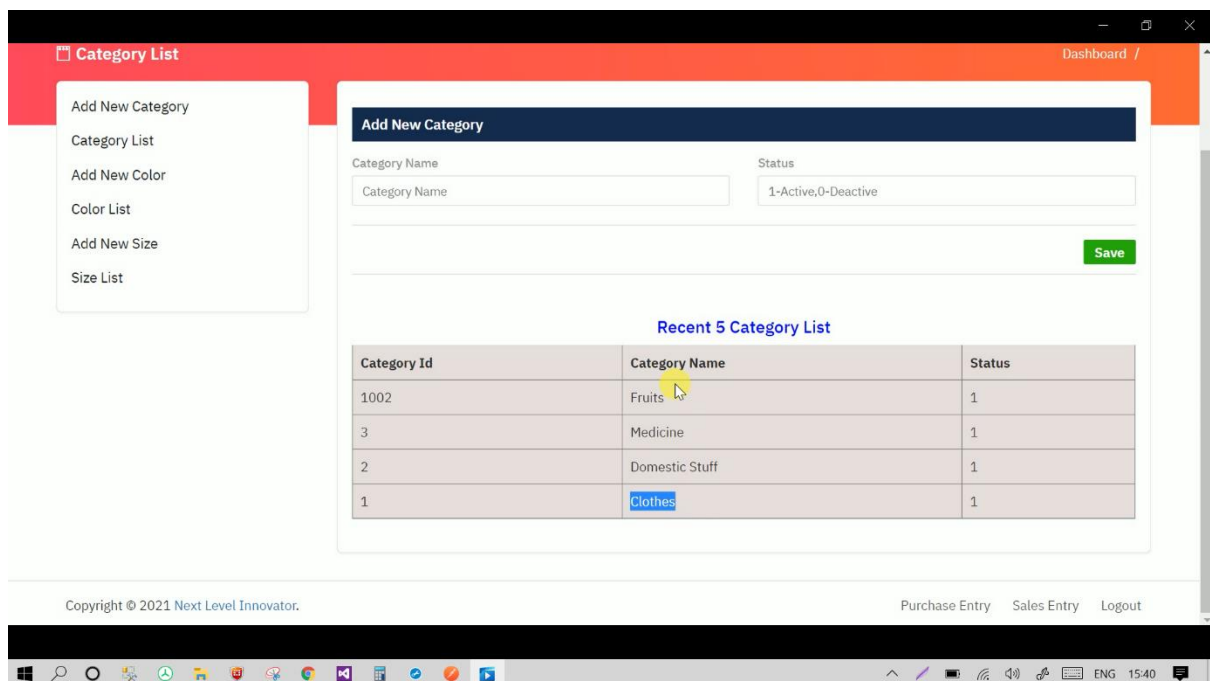
00:10:14

## Adding Master List

Such as Main Category, Size, Colour



## Adding new category



## Adding new size

The screenshot shows the 'Add New Size' form within the 'Size List' module. The form has two input fields: 'Size Name' and 'Status'. The 'Status' field is pre-filled with '1-Active,0-Deactive'. A green 'Save' button is located at the bottom right of the form. Below the form is a table titled 'Recent 5 Size List'.

Size Id	Size Name	Status
1002	XS	1
5	XXL	1
4	XL	1
3	L	1
2	M	1

The video player interface at the bottom shows a progress bar at 00:02:22, copyright information for 2021 Next Level Innovator, and navigation controls. The Windows taskbar at the bottom displays various application icons and the system clock at 15:41.

## Adding new colour

The screenshot shows the 'Add New Color' form within the 'Color List' module. The form has two input fields: 'Color Name' and 'Status'. The 'Color Name' field contains the text 'Sky color'. The 'Status' field is pre-filled with '1-Active,0-Deactive'. A green 'Save' button is located at the bottom right of the form. Below the form is a table titled 'Recent 5 Color List'.

Color Id	Color Name	Status
2002	Alice Blue	1
1002	Pink	1
6	Black	1
5	White	1

The video player interface at the bottom shows a progress bar at 00:02:00, copyright information for 2021 Next Level Innovator, and navigation controls. The Windows taskbar at the bottom displays various application icons and the system clock at 15:41.

## Display List of colours

The screenshot shows the 'Inventory Management' application interface. The top navigation bar includes links for Dashboard, Add Master List, Add Products, Add Users, Purchase Entry, and Selling Entry. The user is logged in as 'Hi Ravi Administrator'. The main content area is titled 'Color List' and features a sidebar with options: Add New Category, Category List, Add New Color, Color List, Add New Size, and Size List. The main panel displays a table of color entries with columns for Color Id, Color Name, and Status. A search bar and a 'Show All entries' dropdown are at the top of the table.

Color Id	Color Name	Status
2003	Sky color	1
2002	Alice Blue	1
1002	Pink	1
6	Black	1
5	White	1
4	Yellow	1
3	Blue	1

Copyright © 2021 Next Level Innovator. Purchase Entry Sales Entry Logout

## Add new product

The screenshot shows the 'Inventory Management' application interface for adding a new product. The top navigation bar is the same as the previous screenshot. The main content area is titled 'Product List' and features a sidebar with options: Add New Products and Products List. The main panel is titled 'Add New Products' and contains a form with fields for Category Name (a dropdown menu), Product Name, and a Save button. The dropdown menu is open, showing options: --Select Category--, Clothes, Domestic Stuff, Medicine, and Fruits. Below the form is a section titled 'Recent 5 Products List' with a table showing columns for Category ID, Product Id, Product Name, and Product Description.

Category ID	Product Id	Product Name	Product Description
-------------	------------	--------------	---------------------

Copyright © 2021 Next Level Innovator. Purchase Entry Sales Entry Logout

Inventory Management.

Hi Ravi  
Administrator

Dashboard

Add Master List

Add Products

Add Users

Purchase Entry

Selling Entry

Product List

Add New Products

Products List

Dashboard /

Add New Products

Category Name

Clothes

Product Name

T Shirts

Description

t shirts are ca

Save

Recent 5 Products List

Category ID	Product Id	Product Name	Product Description
-------------	------------	--------------	---------------------

Copyright © 2021 Next Level Innovator.

Purchase Entry

Sales Entry

Logout

## Recently added product list display

Products List

Add New Products

Category Name

--Select Category--

Product Name

Product Name

Description

Description

Save

Saved Successfully

Recent 5 Products List

Category ID	Product Id	Product Name	Product Description
1	3007	T Shirts	t shirts are casual
2	3006	Tooth Paste	for cleaning teeth
1002	2007	Grapes	GOOD
3	2006	Azithral	antibiotic
	2005	Brush	tooth brush

Copyright © 2021 Next Level Innovator.

Purchase Entry

Sales Entry

Logout

## All product list display

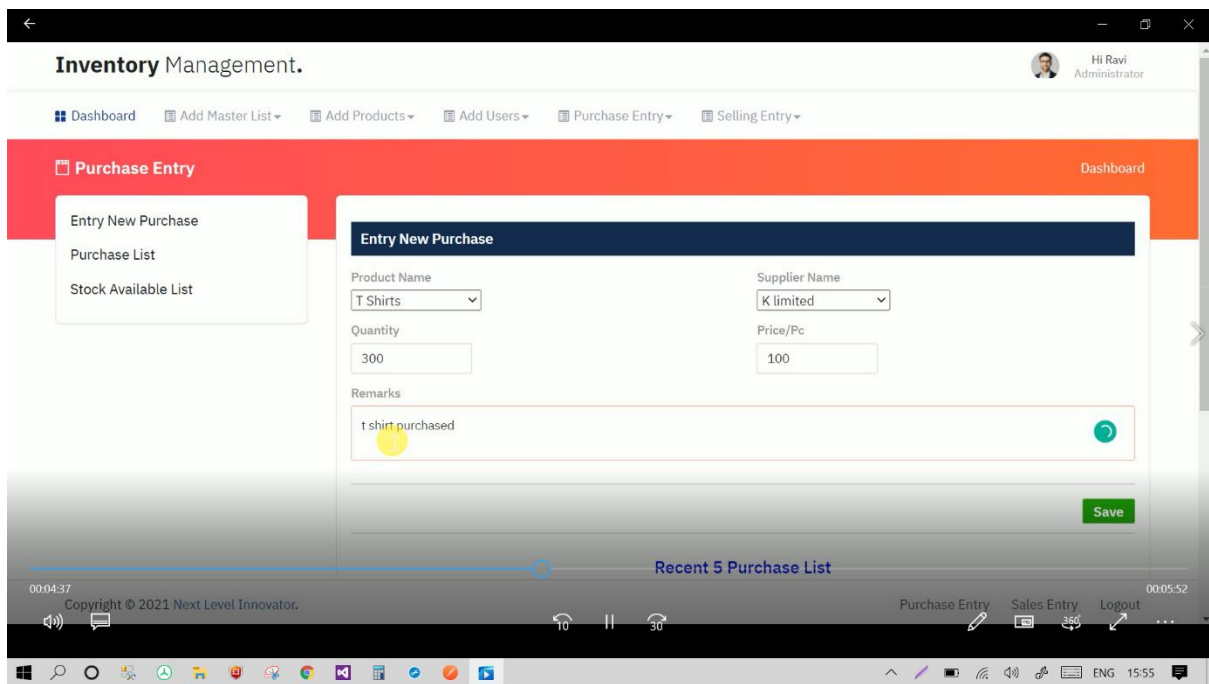
The screenshot displays the 'Inventory Management' application interface. The top navigation bar includes links for Dashboard, Add Master List, Add Products, Add Users, Purchase Entry, and Selling Entry. The main header is red and contains the 'Product List' title and a sidebar with 'Add New Products' and 'Products List' options. The central area shows a 'Products List' table with columns for Product ID, Product Name, Description, and Category ID. The table contains several entries, including 'T Shirts', 'Tooth Paste', 'Grapes', 'Azithral', 'Brush', and 'Cap'. A search bar and a 'Show All entries' dropdown are located above the table. The bottom of the page features a copyright notice for 2021 Next Level Innovator and links for Purchase Entry, Sales Entry, and Logout.

Product ID	Product Name	Description	Category ID
3007	T Shirts	t shirts are casual	1
3006	Tooth Paste	for cleaning teeth	2
2007	Grapes	GOOD	1002
2006	Azithral	antibiotic	3
2005	Brush	tooth brush	
2004	Cap	cap is for head	

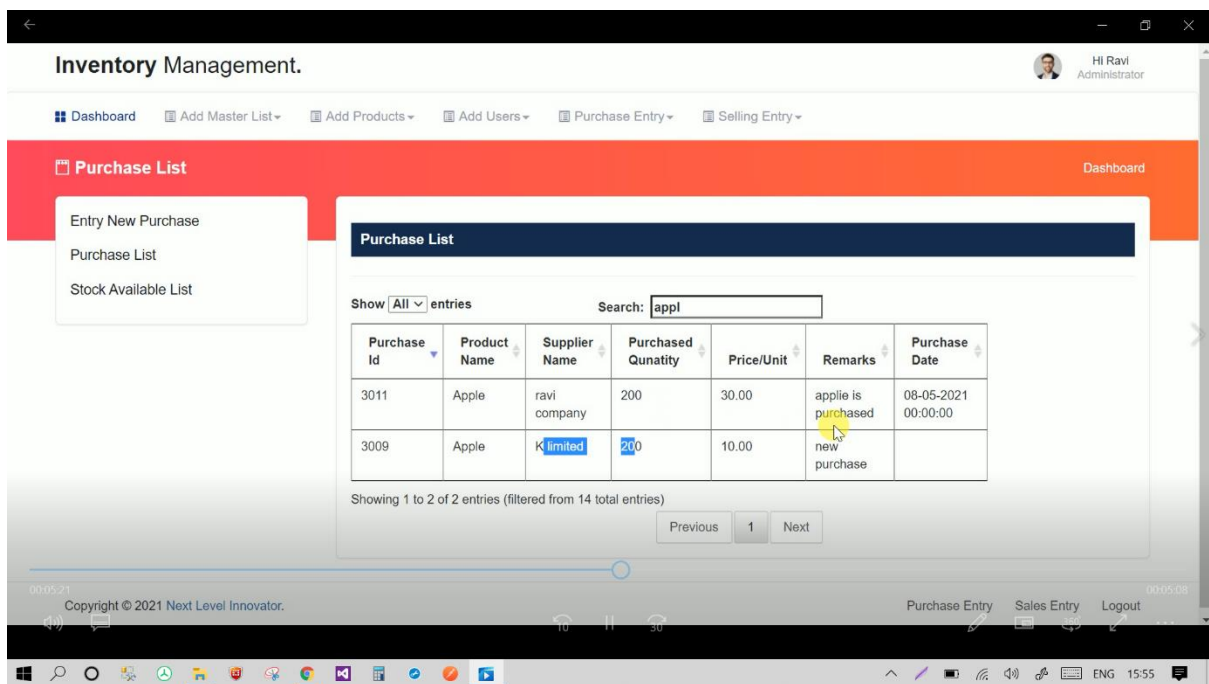
## Purchase Entry

The screenshot displays the 'Purchase Entry' page of the 'Inventory Management' application. The top navigation bar is consistent with the previous page. The main header is red and contains the 'Purchase Entry' title and a sidebar with 'Entry New Purchase', 'Purchase List', and 'Stock Available List' options. The central area shows the 'Entry New Purchase' form, which includes fields for Product Name (a dropdown menu), Supplier Name (a dropdown menu), Quantity, Price/Pc, and Remarks. A 'Save' button is located at the bottom right of the form. Below the form, there is a link for 'Recent 5 Purchase List'. The bottom of the page features a copyright notice for 2021 Next Level Innovator and links for Purchase Entry, Sales Entry, and Logout.

Product Name: --Select Product--  
Supplier Name: --Select Supplier--  
Quantity:   
Price/Pc:   
Remarks:   
Save



## Purchase list display



## Sales Entry

[Entry New Sales](#)  
[Sales List](#)  
[Stock Available List](#)  
[Product List](#)

### Sales Entry

Search Product Name

Stocks Available (Select To Proceed)

Product Name	Supplier Name	Available Quantity	
T Shirts	K limited	300	<a href="#">select</a>

Supplier Name

Customer Name

Available Quantity

Selling Quantity

Price/Unit

[Clear](#) [Sell](#)

[Recent 5 Sales List](#)

Copyright © 2021 Next Level Innovator.

[Purchase Entry](#) [Sales Entry](#) [Logout](#)

## List of recent sells

[Dashboard](#) [Add Master List](#) [Add Products](#) [Add Users](#) [Purchase Entry](#) [Selling Entry](#)

[Sales Entry](#)

[Dashboard](#)

[Entry New Sales](#)  
[Sales List](#)  
[Stock Available List](#)  
[Product List](#)

### Sales Entry

Search Product Name

[Clear](#) [Sell](#)

Sell Successfully!

[Recent 5 Sales List](#)

Sales ID	Product Name	Supplier Name	Sold Quantity	Customer Name	Selling Price/Unit	Selling Date
4007	T Shirts	K limited	2	customer two	200.00	08-05-2021 00:00:00
4006	Apple	ravi company	50	customer two	40.00	08-05-2021 00:00:00
4005	Jute	K limited	4	supplier three	10.00	07-05-2021 00:00:00
4004	mag	ravi company	45		10.00	07-05-2021 00:00:00

Copyright © 2021 Next Level Innovator.

[Purchase Entry](#) [Sales Entry](#) [Logout](#)



## Sales list

Inventory Management.

Hi Ravi  
Administrator

Dashboard

Add Master List

Add Products

Add Users

Purchase Entry

Selling Entry

Sales List

Dashboard

Entry New Sales

Sales List

Stock Available List

Sales List

Show 5 entries

Search: t shi

Sales Id	Product Name	Supplier Name	Sold Qunatity	Customer Name	Selling Price/Unit	Selling Date
4007	T Shirts	K limited	2	customer two	200.00	08-05-2021 00:00:00

Showing 1 to 1 of 1 entries (filtered from 18 total entries)

Previous1Next

Copyright © 2021 Next Level Innovator.

Purchase EntrySales EntryLogout

## Available products in stock

Inventory Management.

Hi Ravi  
Administrator

Dashboard

Add Master List

Add Products

Add Users

Purchase Entry

Selling Entry

Stock Available List

Dashboard

Entry New Purchase

Purchase List

Stock Available List

Stock Available List

Show 5 entries

Search: t shi

Purchase Id	Product Name	Supplier Name	Purchased Quantity	Available Quantity	Remarks
3012	T Shirts	K limited	300	298	t shirt purchased

Showing 1 to 1 of 1 entries (filtered from 14 total entries)

Previous1Next

Copyright © 2021 Next Level Innovator.

Purchase EntrySales EntryLogout

## Validation to not allow to sell more than availability

Stock Available List

Product List

Stocks Available (Select To Proceed)

Product Name	Supplier Name	Available Quantity	
Apple	K limited	170	<a href="#">select</a>
Apple	ravi company	150	<a href="#">select</a>

Supplier Name

Customer Name

Available Quantity

Selling Quantity

Price/Unit

Clear

Sell

Sell Quantity does not available. Please Check Available Quantity

Recent 5 Sales List

Sales ID	Product Name	Supplier Name	Sold Quantity	Customer Name	Selling Price/Unit	Selling Date
4007	T Shirts	K limited	2	customer two	200.00	08-05-2021 00:00:00

Copyright © 2021 Next Level Innovator.

Purchase Entry Sales Entry Logout

## Add new supplier

Inventory Management.

Hi Ravi Administrator

Dashboard Add Master List Add Products Add Users Purchase Entry Selling Entry

Suppliers List

Add New Suppliers Suppliers List Add New Customers Customers List

Add New Supplier

Supplier Name

GST number

Mobile

Email

State

City

Address

20210508\_234202

00:10:25 Copyright © 2021 Next Level Innovator. 00:00:04

Purchase Entry Sales Entry Logout

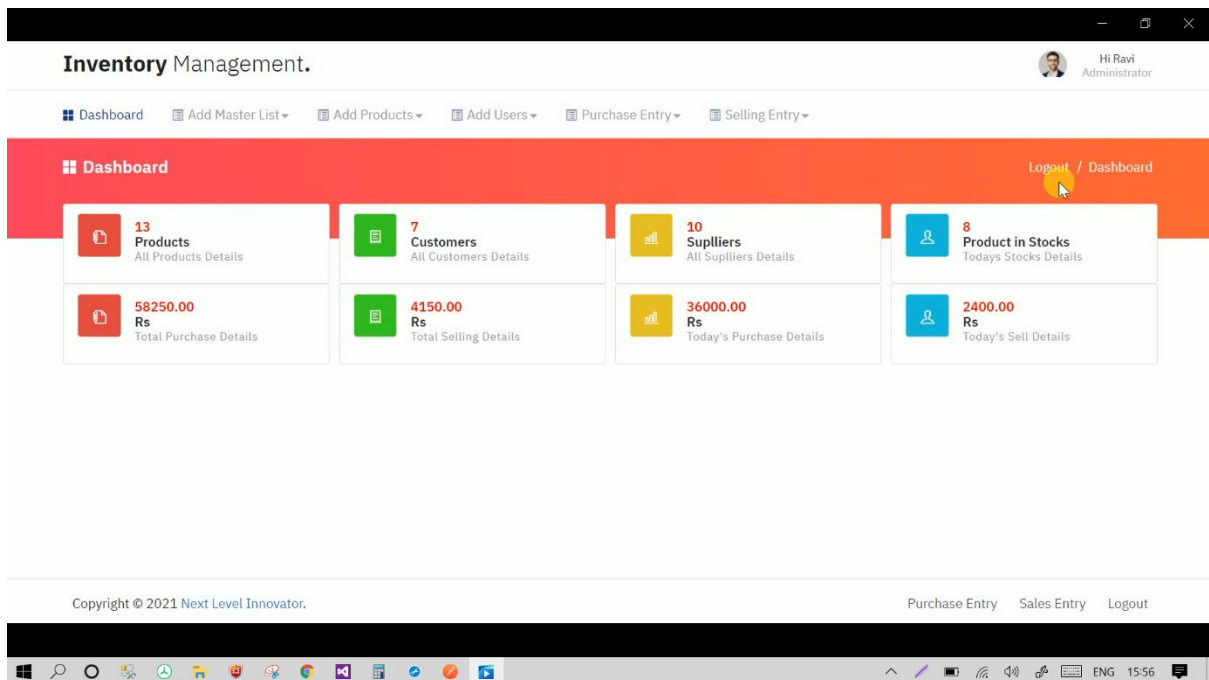
## Add new customer

The screenshot shows the 'Add New Customer' form in the Inventory Management system. The form is titled 'Add New Customer' and has two input fields: 'Customer Name' with the value 'rohit' and 'Mobile' with the value '7777766'. A 'Save' button is located at the bottom right of the form. Below the form is a table titled 'Recent 5 Customers List' with the following data:

Customer Id	Customer Name	Mobile Number
4001	customer four	777777775
3001	supplier three	9711458281
2001	supplier one	9711458284

The interface includes a sidebar with a 'Customers List' menu and a top navigation bar with options like 'Dashboard', 'Add Master List', 'Add Products', 'Add Users', 'Purchase Entry', and 'Selling Entry'. The footer shows 'Copyright © 2021 Next Level Innovator.' and 'Purchase Entry Sales Entry Logout'.

## Dashboard reflects all updated records



**Note: Other details can be customised as per user requirement**